



Afterschool in America

Demand Grows,
Opportunity Shrinks



Housekeeping Notes

Please introduce yourself in the chat and tell us where you are joining us from

This briefing is being recorded. You will receive a link to the recording and resources following the conclusion of the presentation.

To make sure everyone can engage with your comment, please make sure you are speaking to **"all panelists and attendees"** in the chat box!

If you have questions, please use the Zoom's Q&A function at the bottom of your screen, and we will answer them at the end.

For a better view, go to your video settings and check the box "hide non-video participants" under Meetings



Jodi Grant, Executive Director, Afterschool Alliance



U.S. Senator Lisa Murkowski (R-AK), Republican co-chair of the Senate Afterschool Caucus



Zelda Waymer, President and CEO, South Carolina Afterschool Alliance



Rico X, Vice President of School-Age Services, YMCA of Middle Tennessee



Stacy Medford, Parent, Leadership Academy at John T. White Elementary, Fort Worth, Texas



Nikki Yamashiro, Vice President of Research, Afterschool Alliance

America After 3PM

America After 3PM is the nation's most comprehensive look at how children spend their time during the hours after school. Conducted roughly every five years, the 2020 report is the fourth edition of the survey. Previous reports were issued in 2004, 2009, and 2014.

America After 3PM serves as a resource for policy makers, educators, parents, and advocates on afterschool program participation, demand for afterschool programs, expectations and benefits and programs, and children who are alone and unsupervised during the after school hours.

America After 3PM 2020 is made possible by the generous support of the New York Life Foundation, Overdeck Family Foundation, The Wallace Foundation, the S.D. Bechtel, Jr. Foundation, Altria Group, the Walton Family Foundation, and the Charles Stewart Mott Foundation.

Methodology Statement

America After 3PM includes data from 31,055 households.

A minimum of 200 interviews were completed in every state and the District of Columbia online and supplemented by phone. Respondents are parents or guardians with a school age child in their household. The survey was offered in both English and Spanish. Interviews were completed January 27th-March 17th, 2020.

An Advisory Committee comprised of afterschool and research experts provided input on the design of the survey instrument.

5 Big Takeaways

1. Unmet demand for afterschool has reached an all-time high
2. Demand surges as parents see key benefits from afterschool
3. Cost and access block participation, pointing to lack of affordable programs
4. Inequities evident – barriers higher for families with low income
5. Parents show strong support for expanding afterschool opportunities

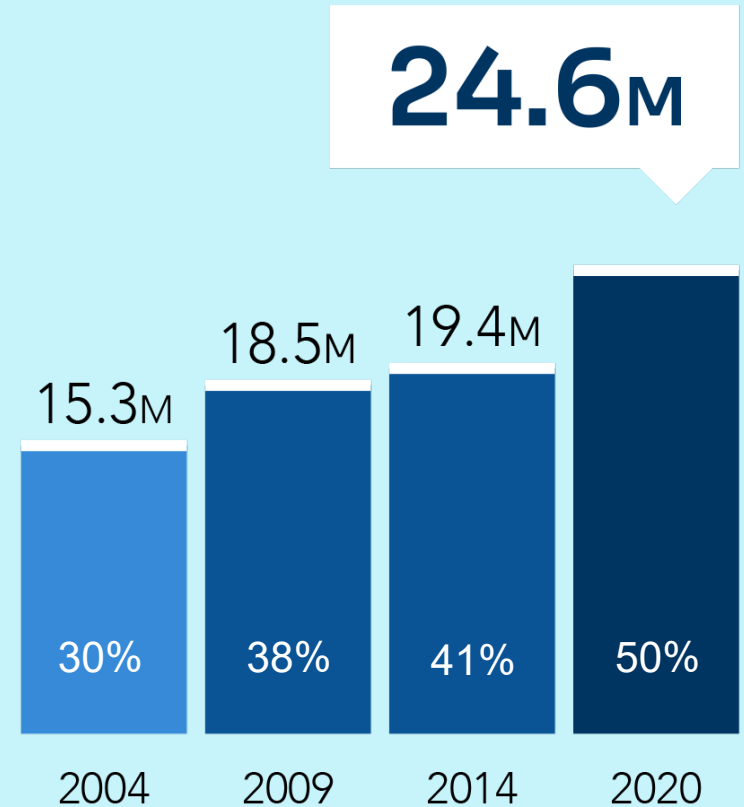
1.

Unmet demand for afterschool
has reached an all-time high

Unmet Demand for Afterschool Skyrockets

Nearly 25 million children would enroll in an afterschool program, if one were available. This is the highest demand in the history of America After 3PM, and marks an increase of 9 million children since 2004, a growth of 60%.

Unmet demand for programs has grown **60%** since 2004



More Students Than Ever Are Missing Out

For every child in afterschool, 3 are waiting for an available program.



Groups with Greatest Unmet Demand

Among children without afterschool, children of color, children living in families with low income, and children in grades K-5 are the most likely to enroll if a program were available to them.

GRADE LEVEL	LIKELY TO ENROLL
Elementary (K-5)	56%
Middle (6-8)	47%
High (9-12)	36%

RACE	LIKELY TO ENROLL
White	46%
Black	58%
Hispanic	55%
Asian	64%
Native Hawaiian/Pacific Islander	57%
Native American	45%

FREE/REDUCED PRICE LUNCH	LIKELY TO ENROLL
Qualify	51%
Do Not Qualify	49%

Who's Alone After School?

The number of children alone and unsupervised during the hours after school reached its lowest level:

7.7 million children in 2020

Down from the peak of 15.1 million children in 2009

Since 2014, fewer middle and high school students are alone, but the number of unsupervised elementary schoolers increased:

850,000* elementary school students in 2020

*An increase of 38,000 students since 2014









2.

Demand surges as parents see
key benefits from afterschool







Benefits Afterschool Programs Offer Students

Kids in afterschool enjoy a wide range of benefits:

	Interacting with peers and building social skills	90%		Building life skills	68%
	Getting help with homework	73%		Engaging in STEM learning	73%
	Taking part in physical activities	85%		Receiving healthy snacks or meals	70%

Benefits Afterschool Programs Offer Parents

Parents with kids in afterschool benefit too:

	Helps working parents keep their job	89%		Gives working parents peace of mind	92%
	Provides support to parents who are trying to find jobs during the pandemic*	77%		Helps kids develop social skills and make responsible decisions	84%
	Keeps their kids safe	92%		Has knowledgeable and caring staff	89%

Parent Satisfaction Hits All-Time High



Parent satisfaction is
at an all-time high

94% of parents are satisfied with
their child's afterschool program

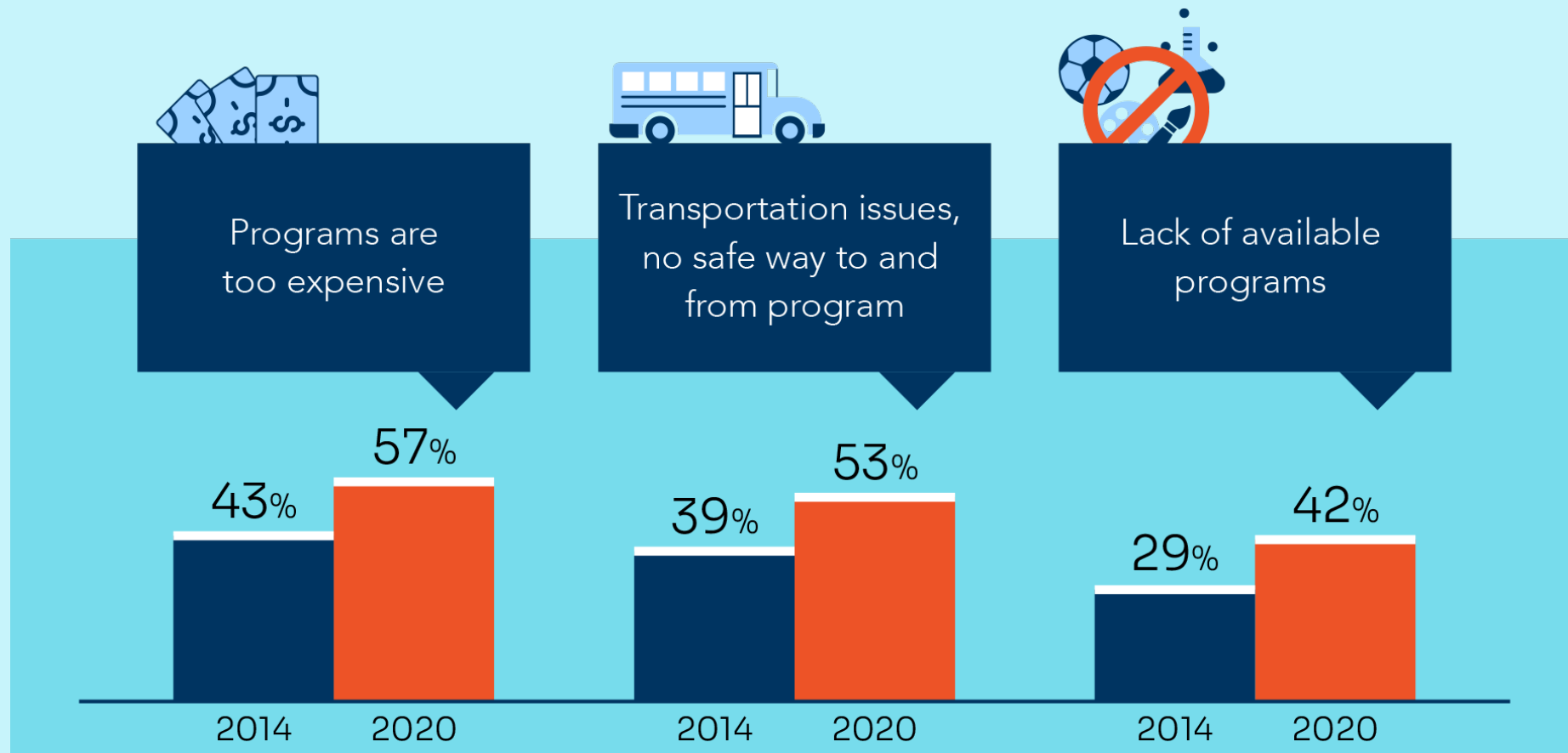
Extremely Satisfied
2020: 60%
2014: 50%

Total Satisfied
2020: 94%
2014: 89%

3.

Cost and access block
participation, pointing to lack of
affordable programs

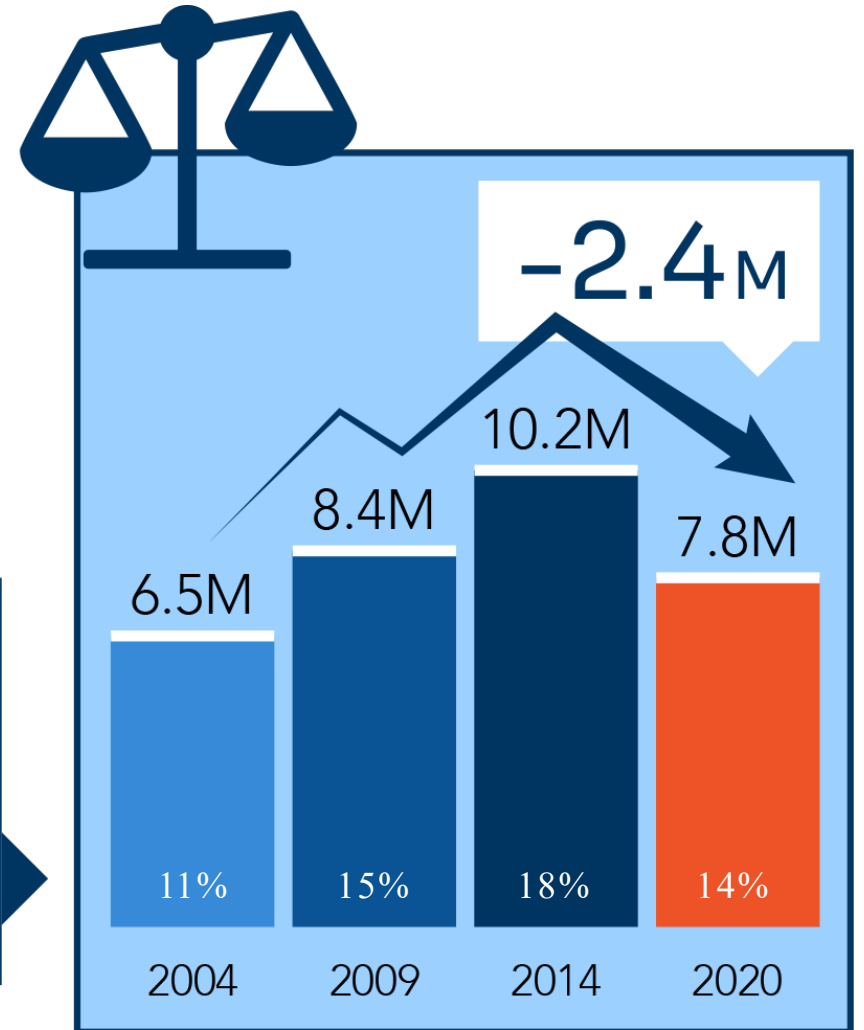
Cost and access top the list of roadblocks to afterschool program participation



Afterschool Participation Declines

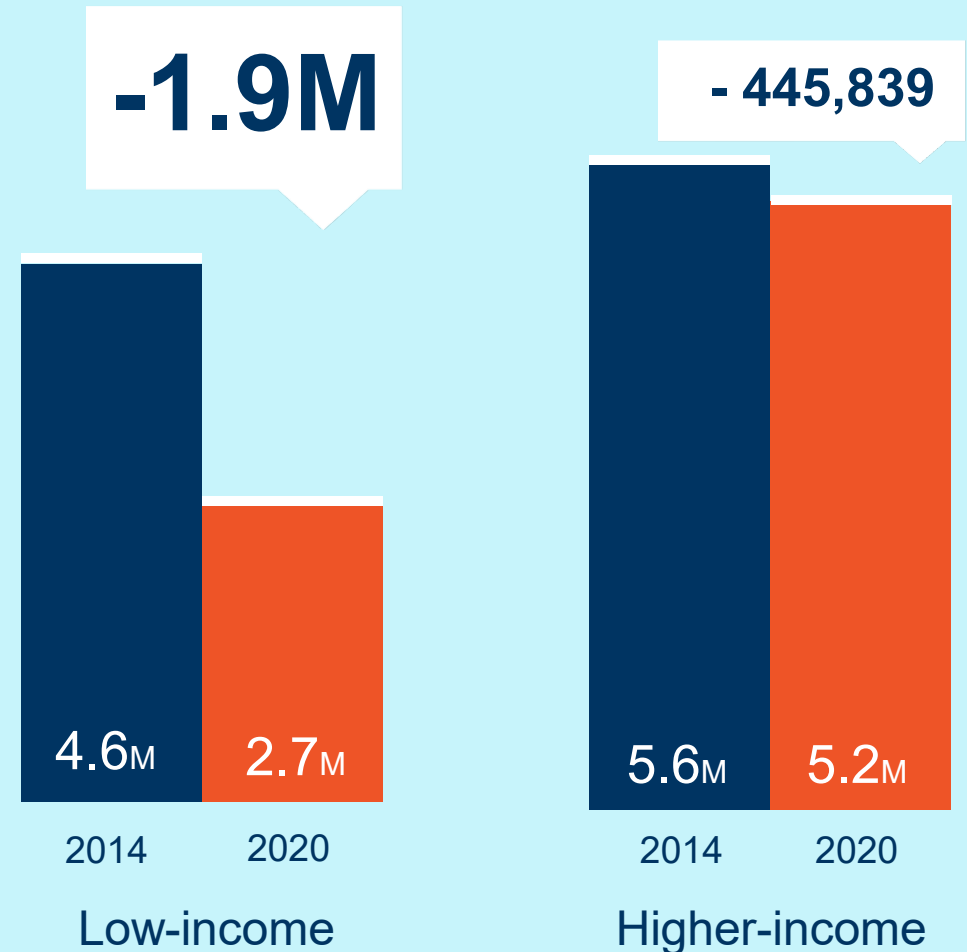
As high levels of parents reported barriers to participation, afterschool program participation saw a decrease for the first time ever.

For the first time in more than a decade, the number of kids in afterschool programs decreased.



Decline greatest among low-income families

The number of children in low-income households in afterschool fell 40%, from 4.6 million in 2014 to 2.7 million in 2020. Meanwhile the number of higher income children in afterschool decreased by a fraction of that amount; 446,000 over that same time period.



Afterschool funding has not kept up with the rate of inflation

Cost is a major driver behind the decline in participation among low-income families, and points to a lack of available affordable programs nationwide. The decline comes as public investments in afterschool programs have largely stalled and not kept up with growing demand.

Funding for 21st Century Community Learning Centers

21stCCLC is the only federal funding stream dedicated exclusively to afterschool, before-school, and summer learning programs.

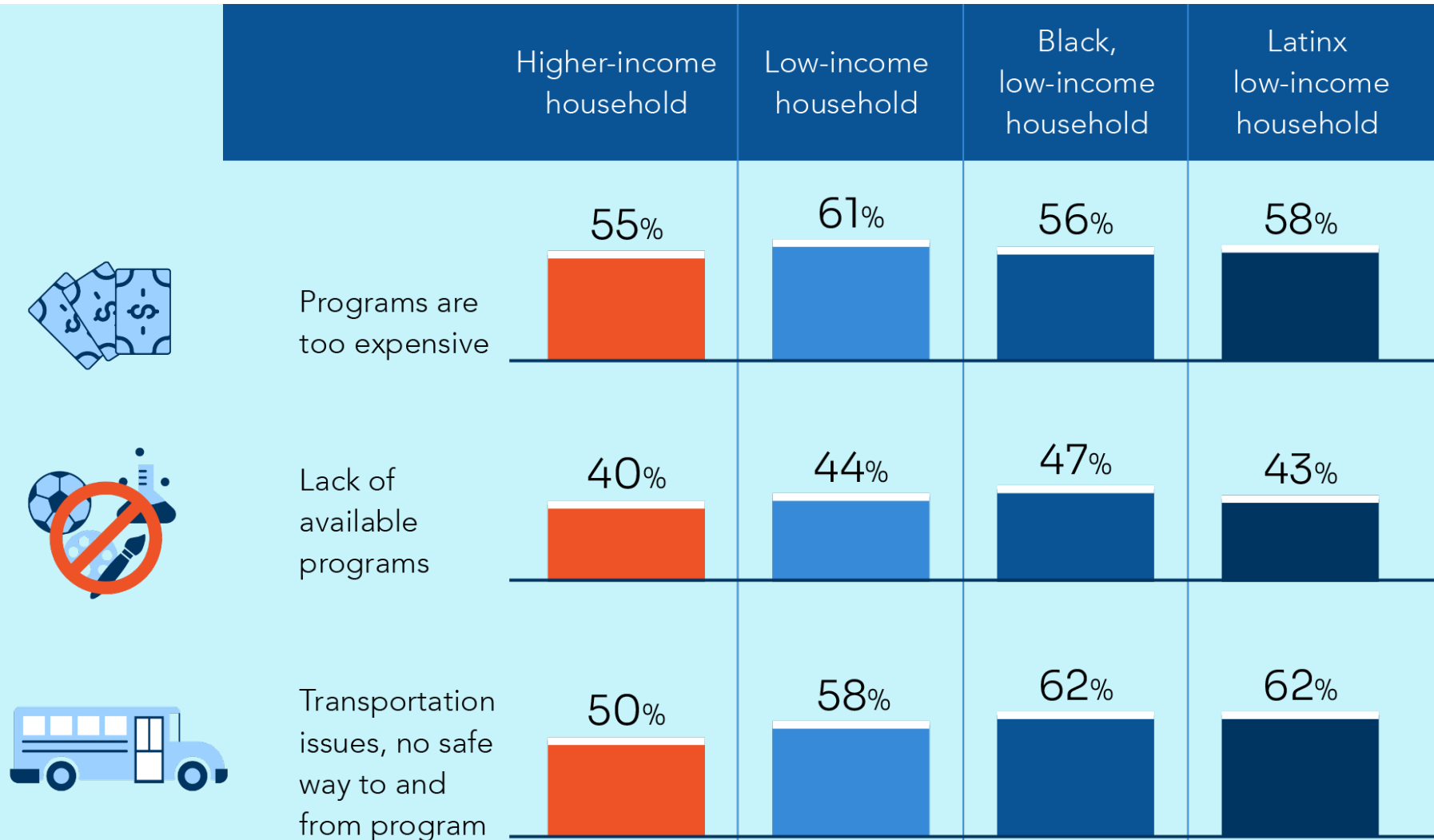


Adjusted for inflation, 21stCCLC funding in 2020 is actually \$10M below the 2014 level.

4.

Inequities evident – barriers higher
for families with low income

Barriers to participation are higher for low-income families



Kids from families with low-income are more likely to miss out



Families in the highest income bracket spend **5x** more on out-of-school time activities each year than families in the lowest income bracket.



 **\$3,600** /yr
highest income families

 **\$700** /yr
lowest income families

5.

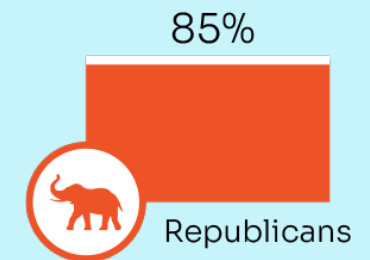
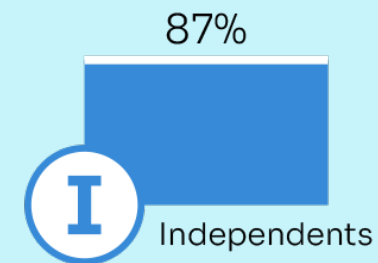
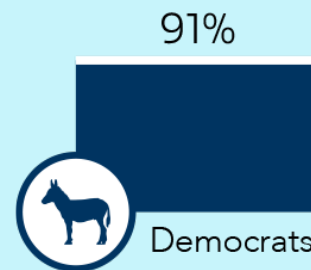
Parents show strong support
for expanding afterschool
opportunities

Nearly 9 in 10 parents support investment in afterschool programs

87% of parents favor public funding of afterschool programs to expand opportunities for kids in underserved communities

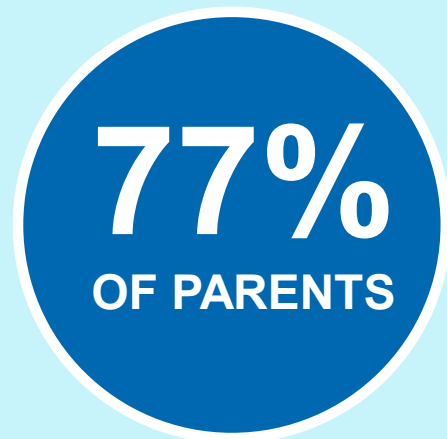


Support is strong and bipartisan:



Parents support additional funding for afterschool during COVID school closures

In the face of the ongoing pandemic, parents nationally continue to see afterschool programs as a resource to promote their child's growth and development while also helping parents maintain or find employment.



agreed that Congress should provide additional funding for afterschool programs to operate during virtual school days

Based on an October 2020 national survey of parents

Fall 2020 Parent Survey Findings

After COVID concerns, the main barriers to participating in afterschool remain very similar to pre-COVID.

DESPITE CONCERNS, DEMAND IS HIGH

Even amidst COVID, 49% of children would participate in a program if one were available

PARENT SUPPORT FOR PUBLIC FUNDING REMAINS VERY STRONG

85% (Oct.) vs. 87% (pre-COVID)




Fall 2020 Parent Survey Findings

PARENTS MANAGING, BUT WORRIED ABOUT KIDS:

- staying on track in school
- social and emotional well-being
- friendships
- screen time
- physical activity

PARENTS WANT OFFERINGS BEYOND ACADEMICS:

- physical activity
- opportunities to build life skills
- activities to excite them about learning
- social connections with peers



www.afterschoolalliance.org/AA3PM

1. Washington, D.C.
2. California
3. Florida
4. Alaska
5. Tennessee
6. North Carolina
7. Georgia
8. Missouri
9. Vermont
10. South Carolina

Q & A

Questions from media first, please

LEARN MORE:

www.afterschoolalliance.org/AA3PM