

# Demystifying ARRA Funds: A Strategic Framework for Education Funders from the U.S. Department of Education

December 3, 2009

We will begin shortly. Please note:

- Press F5 to toggle full-screen view
- All phones are muted

*Note: Full screen view is only available if you have downloaded the full Live Meeting software.*

# Foundations for Education Excellence

<http://foundationcenter.org/educationexcellence>



# American Recovery and Reinvestment Act

**Office of the Deputy Secretary  
U.S. Department of Education  
December 2009**

# Moving America's Education System Forward

## ► Where we are:

- Between 2007 and 2009, NAEP 4th grade math scores were flat—with only a slight improvement in 8th grade.
- 27 percent of our students drop out before earning a diploma.
- Only 40 percent of our adults earn a two-year or four-year degree.

# Moving America's Education System Forward

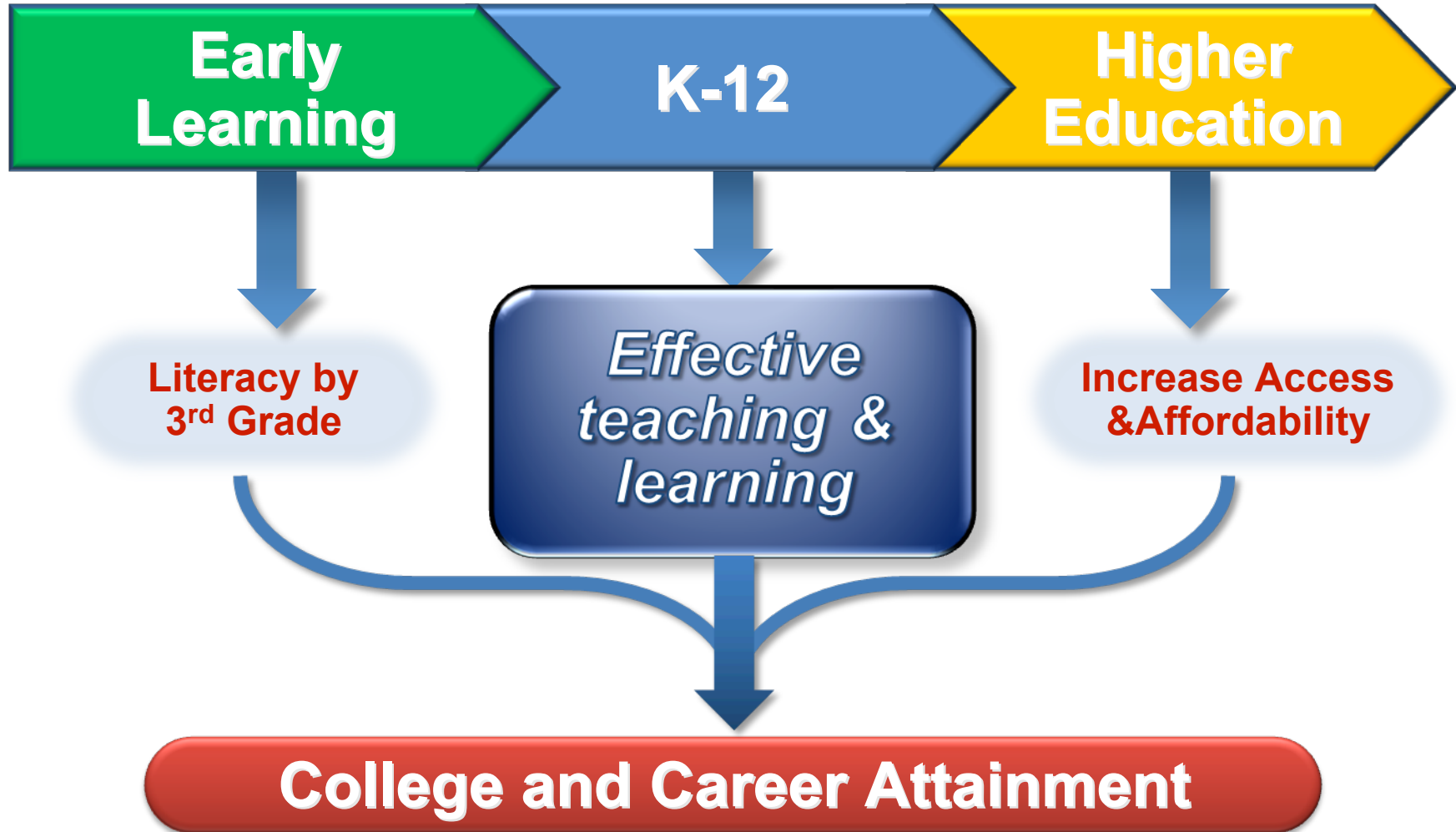
## ► Where we need to go:

- Improve student achievement
- Narrow achievement gaps
- Increase graduation and college enrollment rates

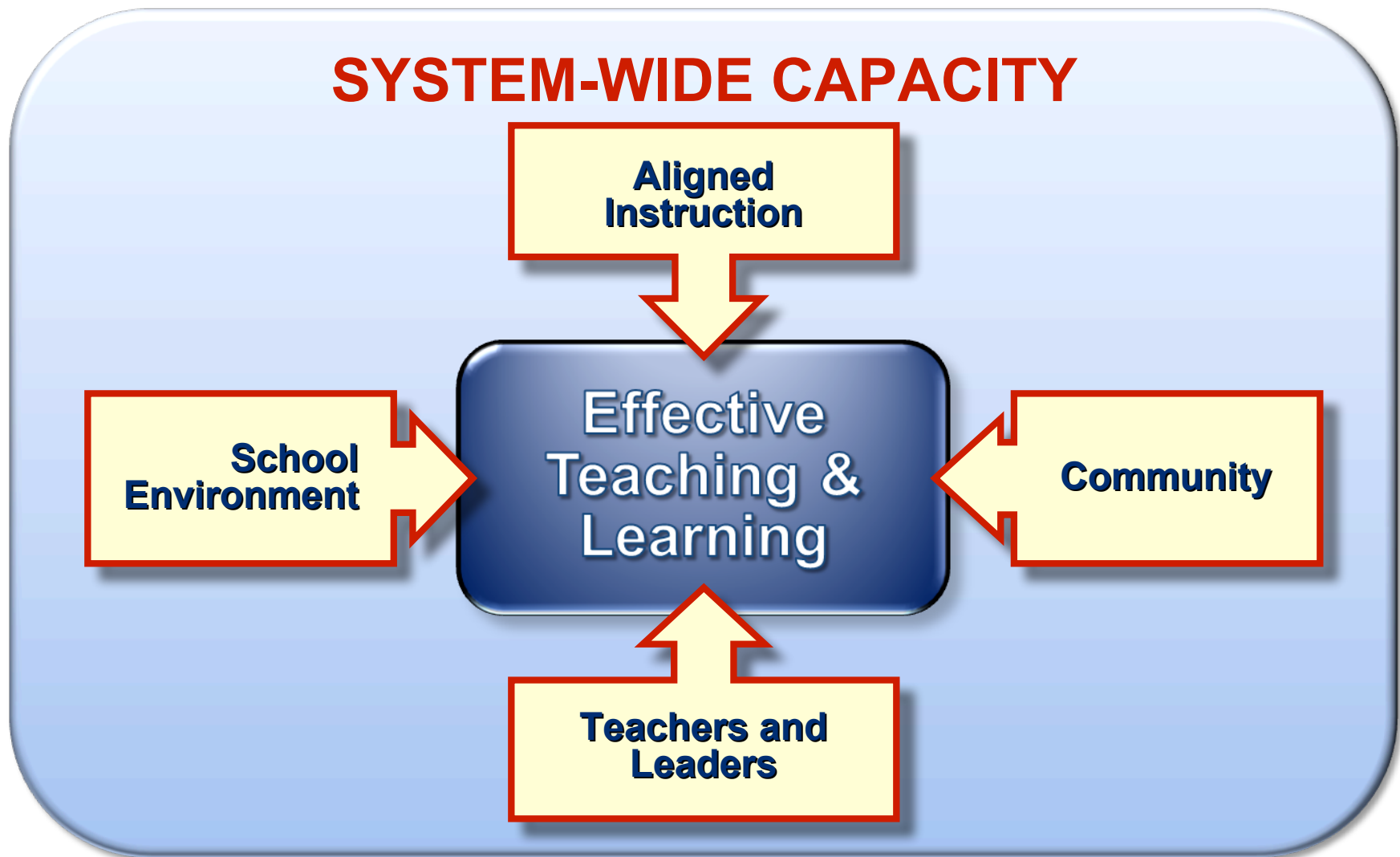
### **PRESIDENT OBAMA'S GOAL**

**America will have the highest proportion of  
college graduates of any country  
by 2020**

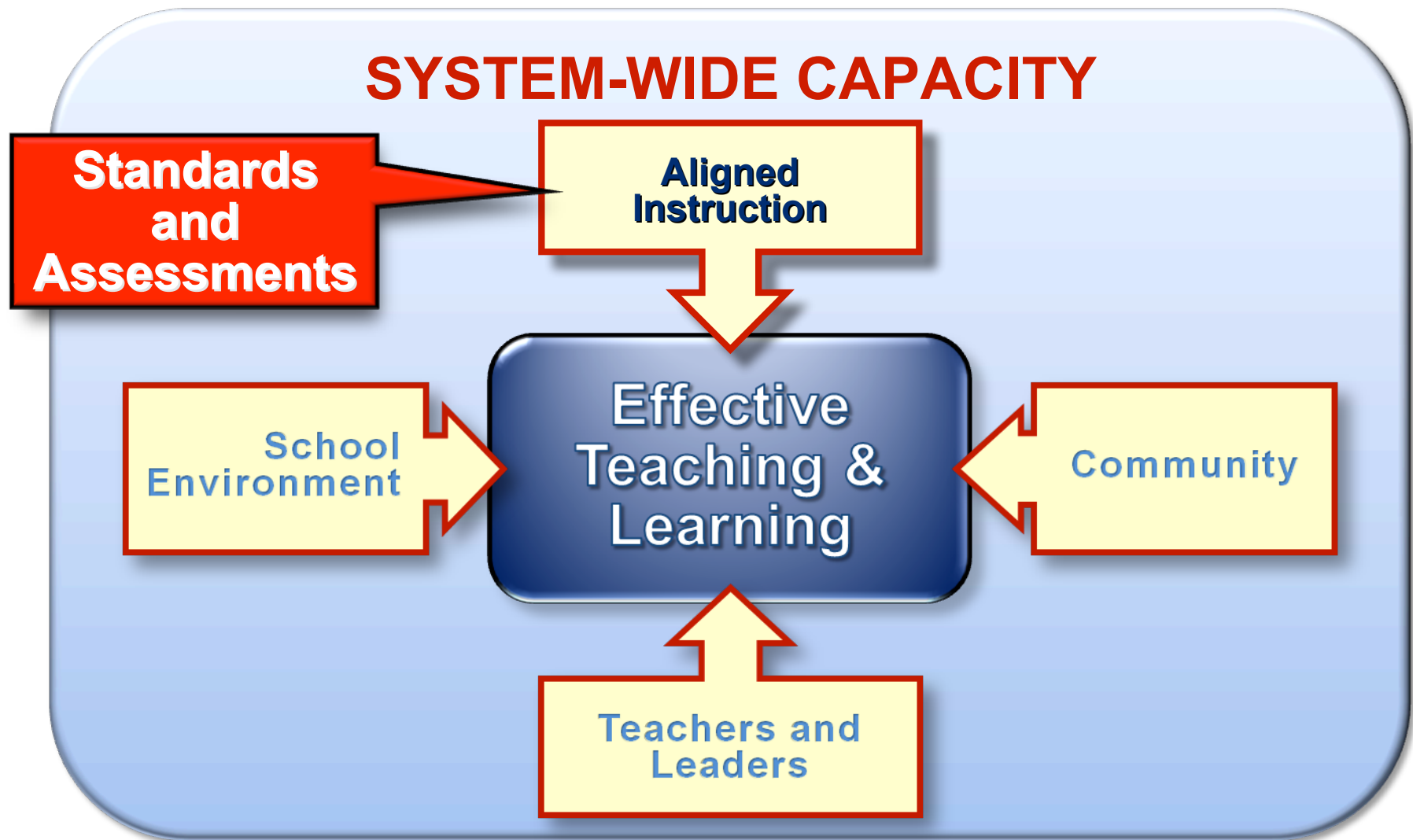
# Cradle-to-Career Education Plan



# Key Elements of Successful K-12 Reform

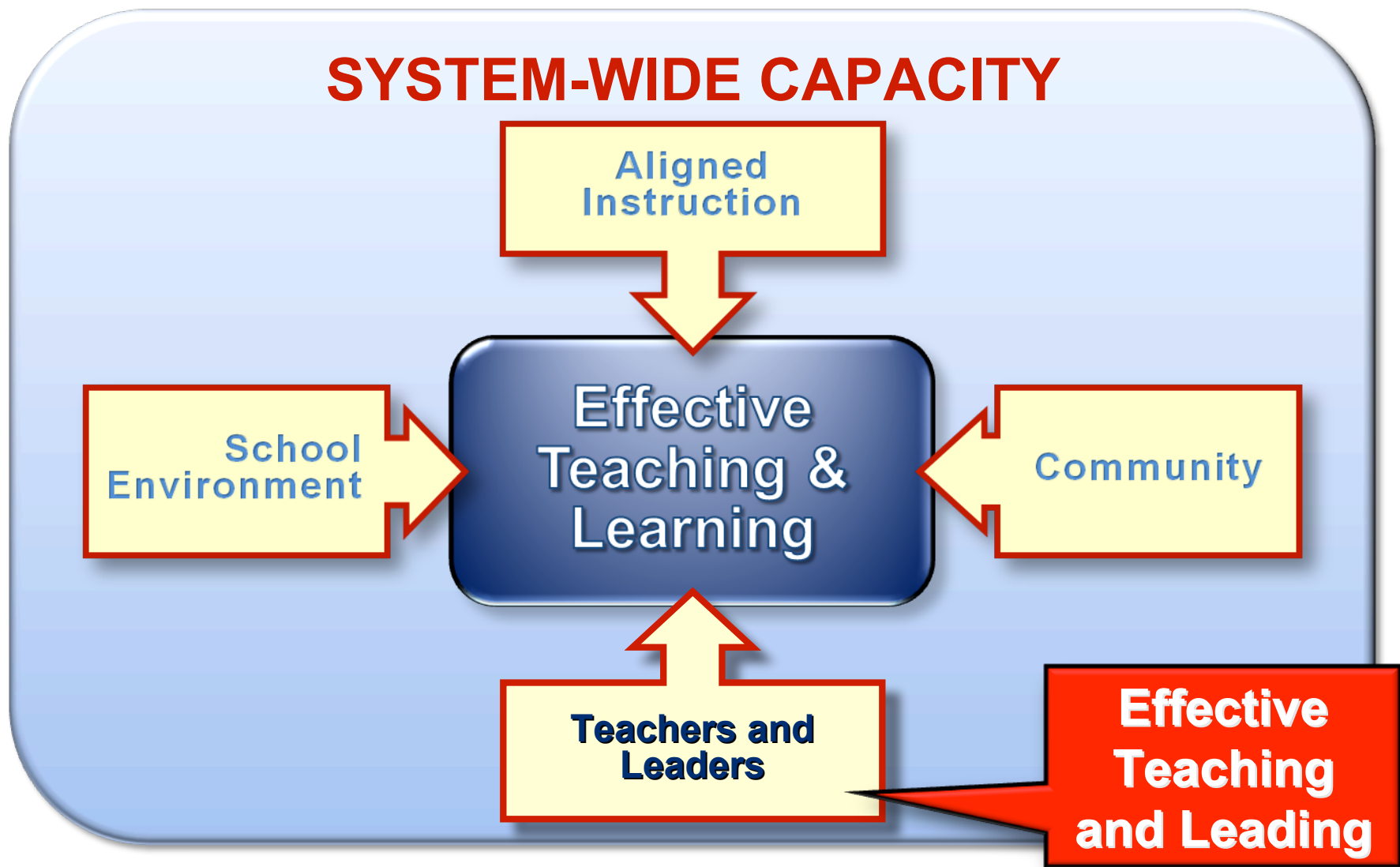


# ARRA Reform Priority: Standards & Assessments

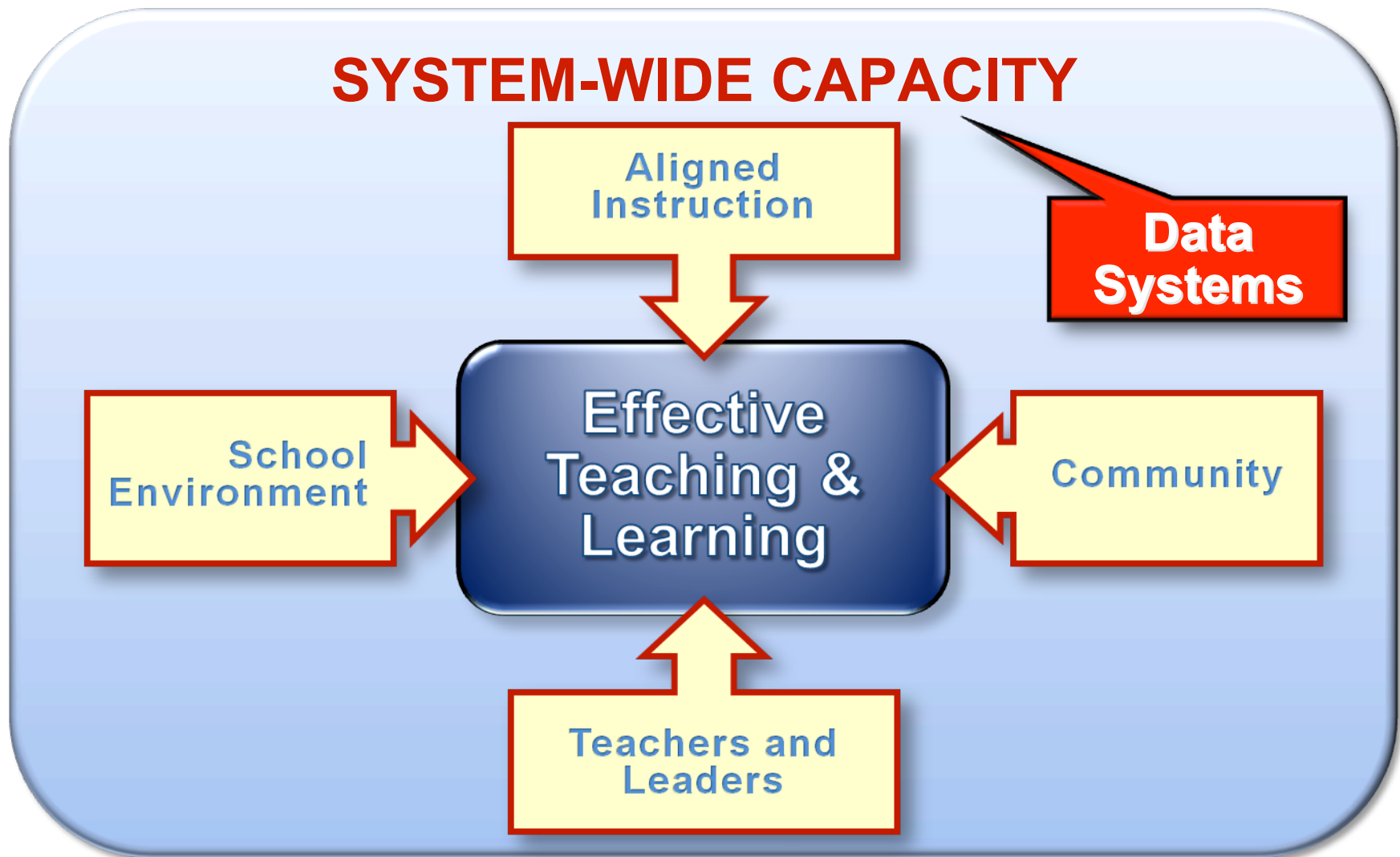




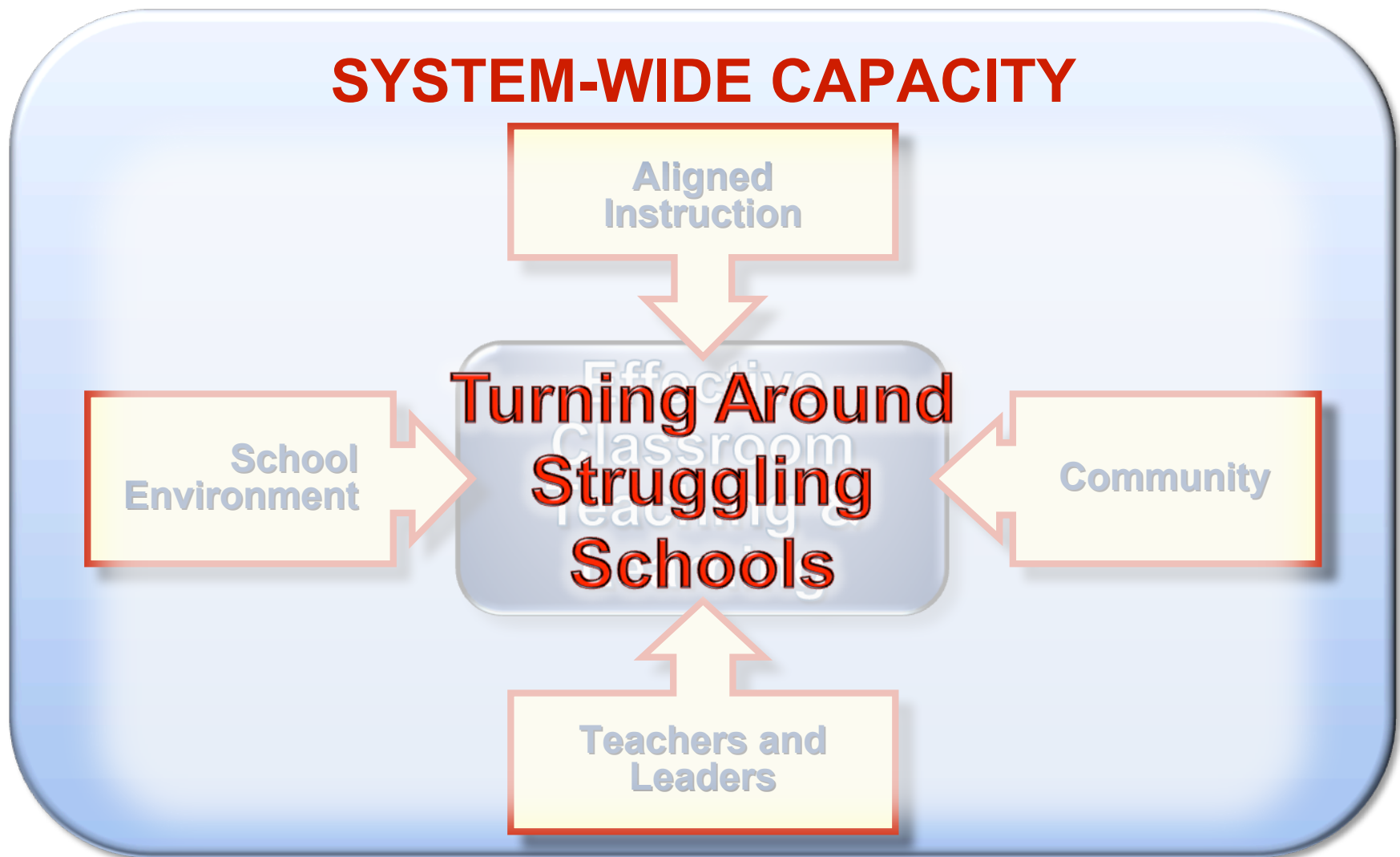
# ARRA Reform Priority: Effective Teaching and Learning



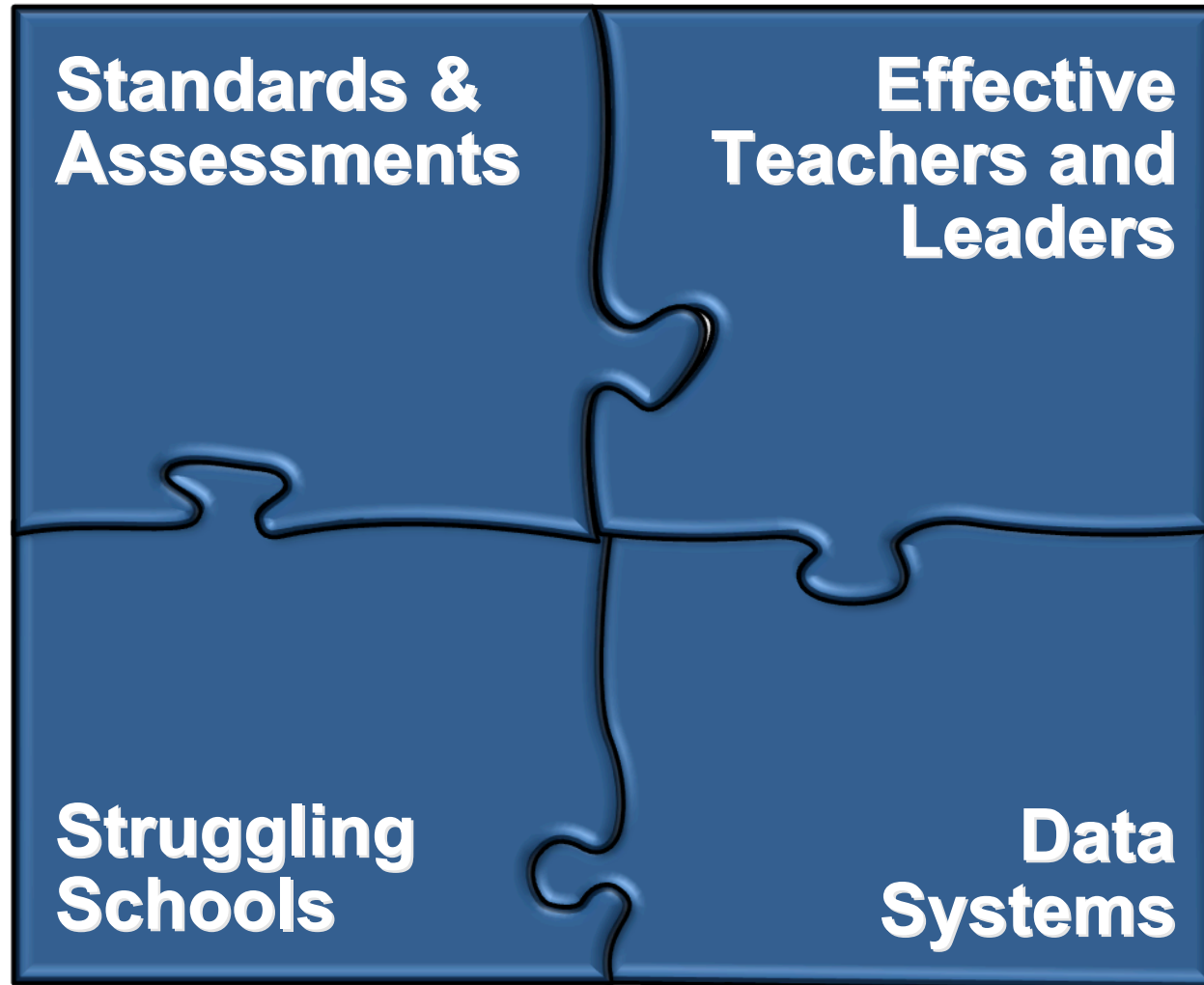
# ARRA Reform Priority: Data Systems



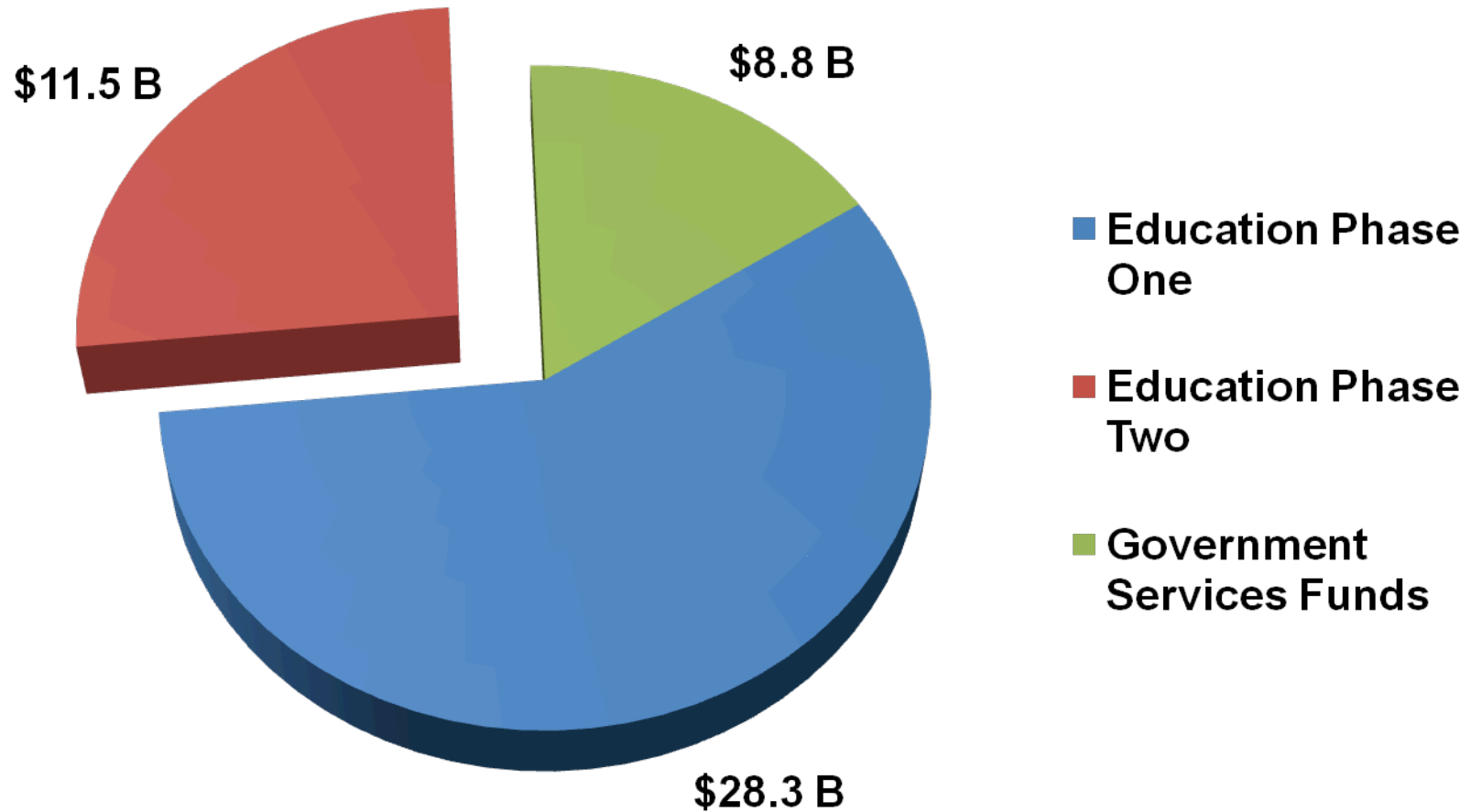
# ARRA Reform Priority: Turning Around Struggling Schools



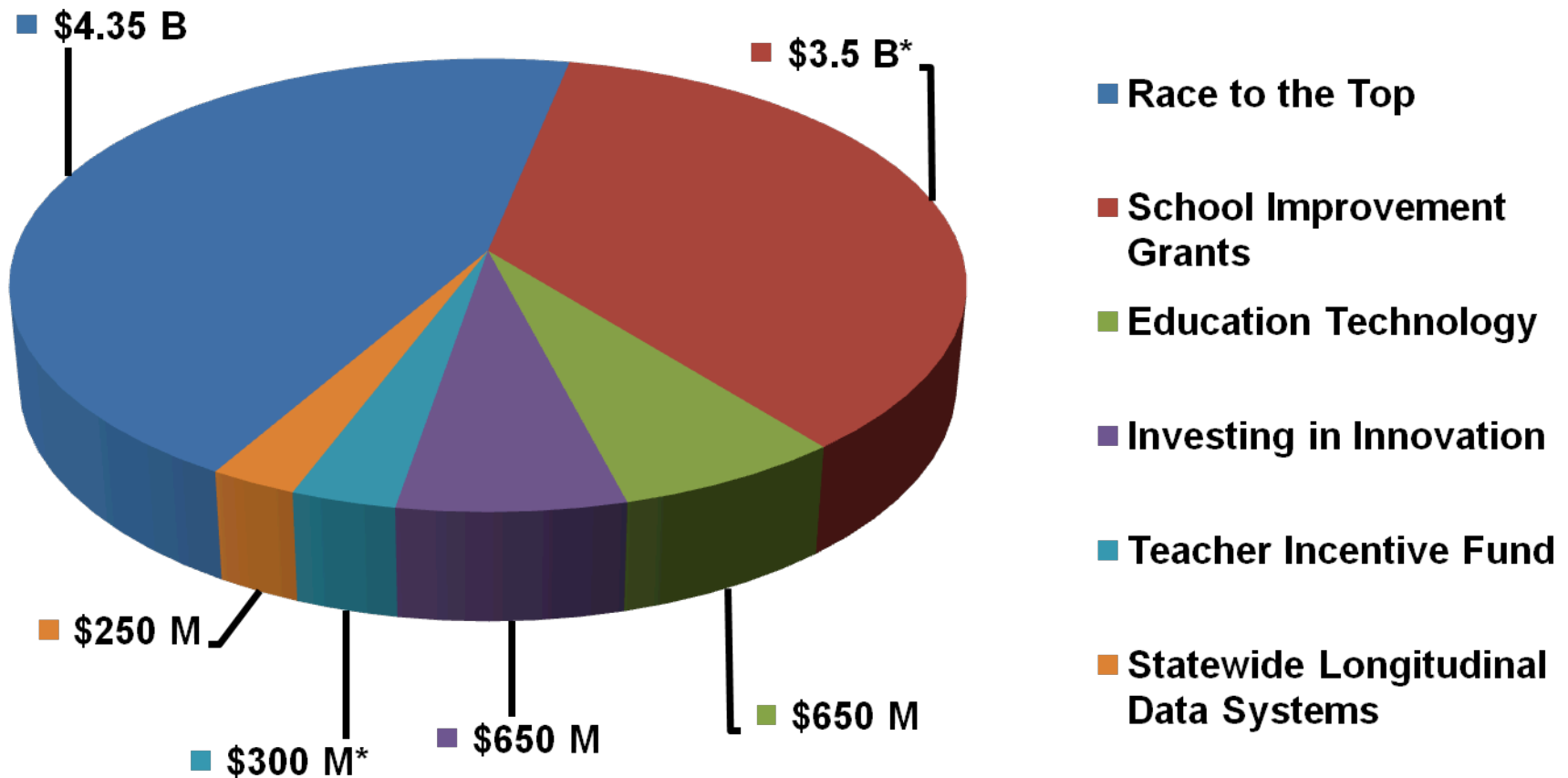
# Integration of Four ARRA Reform Priorities



# ARRA State Fiscal Stabilization Fund \$48.6 Billion



# ARRA Race to the Top and Other Grants \$9.7 Billion



\*Includes regular FY 09 appropriations

# ARRA Planning Timelines

	Fall 2009	Winter 2009-2010	Spring 2010	Summer 2010
Teacher Quality Partnership	█			
State Longitudinal Data Systems	█			
State Fiscal Stabilization Fund	█			
Race to the Top	Phase I		Phase II	
School Improvement Grants	█			
Investing In Innovation	Scale-up and validation applications			Development full application
Teacher Incentive Fund		█		

# **State Fiscal Stabilization Fund (SFSF)**

## **Phase II Overview**

Phase II Overview



# Purpose of SFSF Phase II Application

## ▶ Transparency

- Public reporting on state websites of data and plans regarding the four reform areas

## ▶ Status and Planning

**Indicators** = data-related responses

**Descriptors** = narrative information (only three)

**State Plan** = explanation of progress toward providing the requested information

- If a state cannot report the data requested by an Indicator or Descriptor, the state must create a plan to report the data as soon as possible – final deadline: Sept. 30, 2011

# ARRA Four Reform Areas – Required Information

## ▶ **Enhanced Standards and Assessments**

- Status of current state assessment systems
- Quality of assessments for and inclusion of students with disabilities and limited English proficient students
- High-school graduation rates, college enrollment, college course completion

## ▶ **Effective Teachers and Leaders**

- Distribution of teachers
- Teacher and principal evaluation
- Student growth and individual teacher impact data

*(continued next slide...)*

# ARRA Four Reform Areas – Required Information *(cont.)*

## ▶ Improving Collection and Use of Data

- America COMPETES Act

## ▶ Supporting Struggling Schools

- Identifying lowest-achieving schools
- Use of school intervention models
- Charter school availability and student achievement progress in charter schools

# **SFSF Indicators Directly Related to SLDS**

Directly Related to SLDS

# SFSF Indicators Directly Related to SLDS

<b>Reform Area</b>	<b>Indicator/Descriptor</b>
<b>Improving collection and use of data</b>	Indicator (b)(1)
<b>Standards and assessments</b>	Indicators (c)(11) and (c)(12)

# SFSF indicators dependent on SLDS

<b>Reform Area</b>	<b>SFSF Indicator(s)</b>
<b>Achieving equity in teacher distribution</b>	Indicator (a)(3)
<b>Improving collection and use of data</b>	Indicators (b)(2) and (b)(3)
<b>Standards and assessments</b>	Indicators (c)(8) and (c)(10)
<b>Supporting struggling schools</b>	Indicators (d)(1) and (d)(2)

# Building Connections – SFSF and SLDS

## Key Differences: SFSF and SLDS

	State Fiscal Stabilization Fund	State Longitudinal Data Systems
Who applies?	<ul style="list-style-type: none"><li>• The Governor</li></ul>	<ul style="list-style-type: none"><li>• The State Education Agency</li></ul>
What type of grant is it?	<ul style="list-style-type: none"><li>• Formula</li></ul>	<ul style="list-style-type: none"><li>• Competitive</li></ul>
How many States will receive funding?	<ul style="list-style-type: none"><li>• All 50 States, D.C., and Puerto Rico</li></ul>	<ul style="list-style-type: none"><li>• Based on competition</li></ul>
When is it due?	<ul style="list-style-type: none"><li>• January 11, 2010</li></ul>	<ul style="list-style-type: none"><li>• December 4, 2009</li></ul>
What type of award will be made?	<ul style="list-style-type: none"><li>• Grants</li></ul>	<ul style="list-style-type: none"><li>• Cooperative agreements</li></ul>

# Race to the Top

Race to the Top



# Competition Timeline

## ▶ Race to the Top – Phase 1

**November 18, 2009** Notices published in the Federal Register

**January 19, 2010** Application deadline for Phase 1

**April 2010** Winners announced for Phase 1  
Feedback provided to applicants who do not win

---

## ▶ Race to the Top – Phase 2

**June 1, 2010** Application deadline for Phase 2

**September 2010** Winners announced for Phase 2

# Application Requirements, e.g.

## STATES MUST MEET:

### ▶ Application Requirements:

- Signatures of key stakeholders
- Certification from State's attorney general re: descriptions of State laws
- State Reform Conditions requirements
- Reform Plan requirements

### ▶ Program Requirements:

- Evaluation
- Participating LEA scope of work
- Make work available
- Technical assistance
- State summative assessments

### ▶ Eligibility Requirements:

- Approved for State Fiscal Stabilization prior to award
- No legal barriers at State level to linking student achievement data to teachers and principals for purposes of evaluation

# Selection Criteria

- ▶ State Success Factors:
  - Articulating State's education reform agenda and LEAs' participation in it
  - Building strong statewide capacity to implement, scale up, and sustain proposed plan
  - Demonstrating significant progress in raising achievement and closing gaps
- ▶ Standards & Assessments
- ▶ Data Systems to Support Instruction
- ▶ Great Teachers & Leaders
- ▶ Turning Around Lowest-Achieving Schools

# Priorities

- Priority 1: Absolute** ▶ Comprehensive Approach to Education Reform
- Priority 2: Competitive** ▶ Emphasis on Science, Technology, Engineering, and Mathematics (STEM)
- Priority 3: Invitational** ▶ Innovations for Improving Early Learning Outcomes
- Priority 4: Invitational** ▶ Expansion and Adaptation of Statewide Longitudinal Data Systems
- Priority 5: Invitational** ▶ P-20 Coordination, Vertical and Horizontal Alignment
- Priority 6: Invitational** ▶ School-Level Conditions for Reform, Innovation, and Learning

# **Race to the Top & SFSP Phase Two**

SFSP Phase Two  
&

# SFSF Phase Two & Race to the Top

	SFSF Phase Two	Race to the Top
<b>Amount &amp; Type</b>	\$11.5 billion formula	\$4.35 billion competitive
<b>Recipients</b>	All 50 States, D.C., and Puerto Rico	Competitive
<b>Due Date</b>	January 11, 2010	January 19, 2009 (Phase I)
<b>Purpose</b>	<ul style="list-style-type: none"> <li>▪ Stabilize State and local education budgets</li> <li>▪ Create transparency regarding status of State implementation of actions around the four reform priorities</li> <li>▪ Enable States and other stakeholders to identify strengths and weaknesses in education systems and determine where concentrated reform effort is warranted.</li> </ul>	Encourage and reward States that are creating the conditions for <b>education innovation</b> and reform; achieving significant improvement in <b>student outcomes</b> ; and implementing <b>ambitious plans</b> in the four education reform areas.

## Race to the Top Elements Directly Related to SFSF Phase Two: Standards & Assessments

	SFSF Phase Two	Race to the Top
<b>Standards &amp; Assessments</b>	<ul style="list-style-type: none"> <li>▪ Status of current state assessment systems</li> <li>▪ Quality of assessments for and inclusion of students with disabilities and limited English proficient students</li> <li>▪ High-school graduation rates, college enrollment, college course completion</li> </ul>	<ul style="list-style-type: none"> <li>▪ Encourage the adoption of common standards and assessments</li> <li>▪ Support the transition to college and career ready standards and assessments</li> </ul>

## Race to the Top Elements Directly Related to SFSF Phase Two: Teachers & Leaders

	SFSF Phase Two	Race to the Top
<b>Teachers &amp; Leaders</b>	<ul style="list-style-type: none"> <li>▪ Distribution of teachers</li> <li>▪ Teacher and principal evaluation</li> </ul>	<ul style="list-style-type: none"> <li>▪ Build on high-quality evaluation systems</li> <li>▪ Use this evaluation data to inform key personnel decisions, allocation decisions, and professional development</li> <li>▪ Assess the quality of teacher and principal preparation programs; expand effective programs</li> </ul>



# Race to the Top Elements Directly Related to SFSF Phase Two: Data Systems

	SFSF Phase Two	Race to the Top
<b>Data Systems</b>	<ul style="list-style-type: none"> <li>America COMPETES Act elements</li> <li>Student growth and individual teacher impact data</li> </ul>	<ul style="list-style-type: none"> <li>Build out a full statewide longitudinal data system</li> <li>Access and use this data to inform decisions</li> <li>Provide dynamic data at the local level to improve instruction</li> </ul>

## Race to the Top Elements Directly Related to SFSF Phase Two: Struggling Schools

	SFSF Phase Two	Race to the Top
<b>Struggling Schools</b>	<ul style="list-style-type: none"> <li>▪ Identifying lowest-achieving schools</li> <li>▪ Use of school intervention models</li> <li>▪ Charter school availability and student achievement progress in charter schools</li> </ul>	Plans to use four intervention models to turn around lowest-achieving schools

# Common Intervention Models for “Turning Around Low-Performing Schools”

*(RTT, SIG, and SFSF)*

- ▶ Turnaround Model
- ▶ School Closure
- ▶ Restart Model
- ▶ Transformation Model

# Common Definitions re: Interventions

## Turnaround Model

- ▶ Replace principal and rehire no more than 50% of the staff; adopt new governance
- ▶ New or revised instructional program
- ▶ Interventions that take into account the recruitment, placement and development of staff
- ▶ Schedules that increase time for both students and staff; services/supports.

## Restart Model

- ▶ Close the school and restart it under the management of a charter school operator, a charter management organization or an educational management organization.
- ▶ Admit, within the grades it serves, any former student who wishes to attend.

## Close/Consolidate Model

- ▶ Close the school and enroll the students who attended the school in other, higher-performing schools in the LEA.

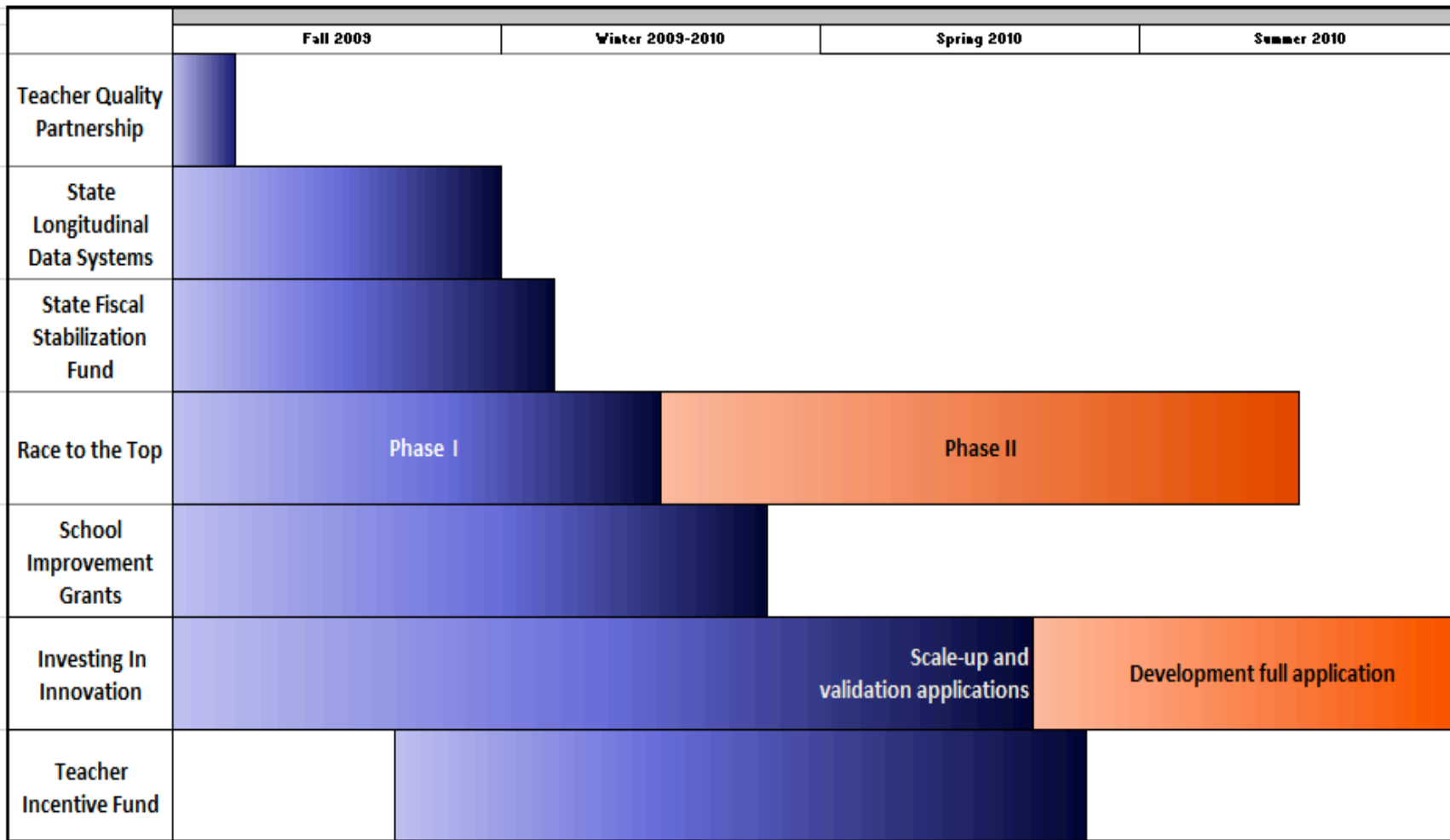
## Transformation Model

- ▶ Comprehensive instructional programs using student achievement data
- ▶ Extend learning time and create community-oriented schools
- ▶ Provide operating flexibility and intensive support

# ARRA Grant Planning

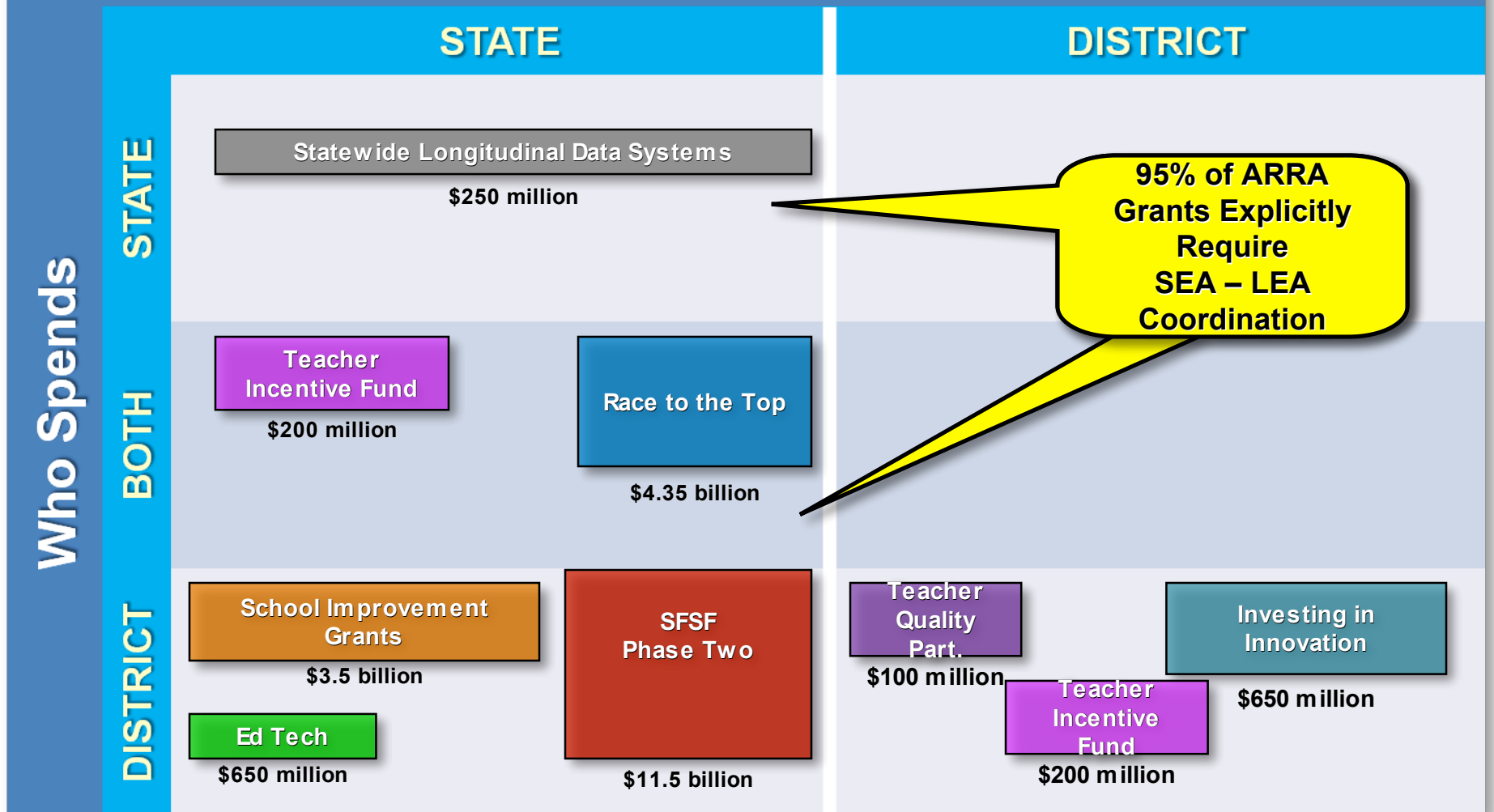
ARRA Grant Planning

# ARRA Planning Timelines



# Coordination

## Who Applies to U.S. Department of Education



# Strategic Planning Continuum

**Review Existing  
Reform  
Plans**

Title I & IDEA  
ARRA Funds

**Revise Existing  
Reform  
Plans**

**Ed Tech  
Applications  
(district level)**

**SLDS  
Applications**

**Teacher  
Quality Partnership  
(already submitted)**

*Apply Ideas from Above Grant Applications to:*

## **SFSF Phase Two**

*[baseline for remaining grants]*

- ▶ Race to the Top
- ▶ School Improvement Grant
- ▶ Investing in Innovation Fund
- ▶ Teacher Incentive Fund





**For additional information on  
ARRA grants, please visit:**

**[WWW.ED.GOV](http://WWW.ED.GOV)**

**Q&A**

**Thank you for attending!**

**We'd appreciate your feedback –  
please complete a brief evaluation  
form on the Foundation Center web  
site:**

**<http://foundationcenter.org/surveys/fee>**

***Watch for an invitation to our next webinar on  
Tuesday, 12/15, 2:00 – 3:00 pm EST***